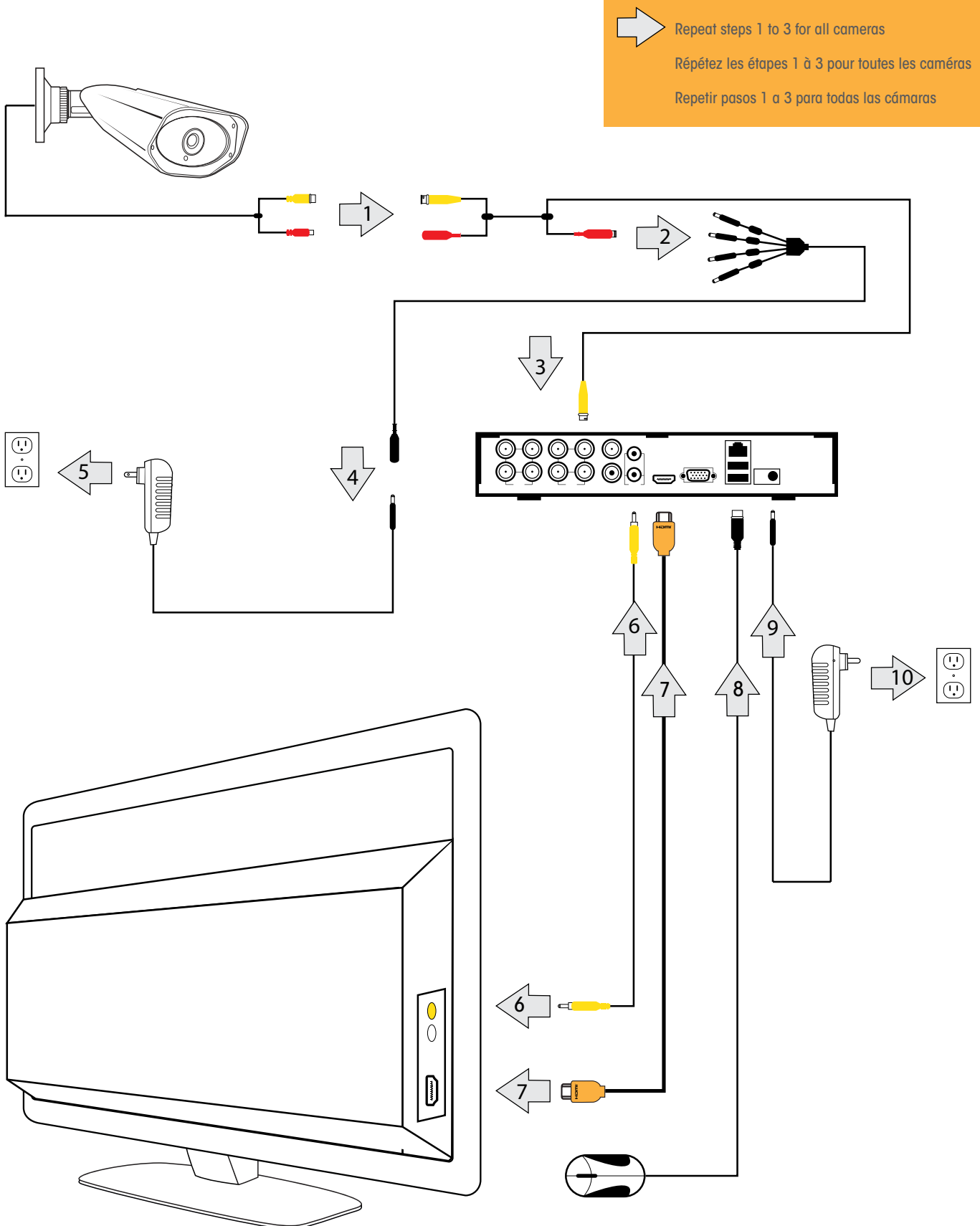
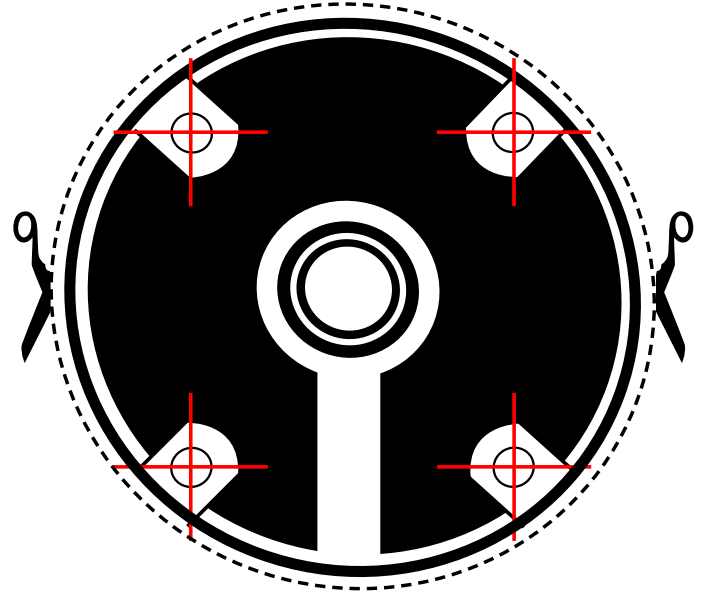
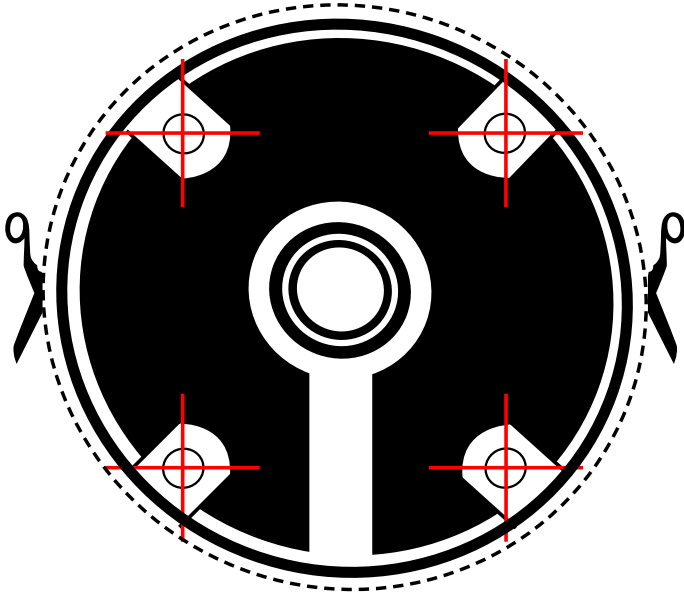


Let's Get Started! / Commençons! / ¡Empecemos!





To wall mount the camera, drill four holes using 3/16" drill bit and the template.
Insert supplied wall anchors into holes and secure camera to wall with supplied screws.

Pour le montage mural de la caméra, percez quatre trous à l'aide d'un foret de 3/16 po, utilisant le gabarit de perçage.
Insérez les chevilles fournies dans les trous et fixez la caméra au mur avec les vis fournies.

Para montar la cámara en la pared, por favor perfora cuatro agujeros utilizando la plantilla, taladro y broca de 3/16".
Inserte anclas de pared suministradas en los agujeros y asegure la cámara a la pared con los tornillos suministrados.

Support/Soutien/Servicio
www.defender-usa.com/support

Online live web chat/
Clavardage en ligne/
Chatear en línea
www.defender-usa.com



DEFENDER Canada
4080 Montrose Road
Niagara Falls, ON
Canada L2H 1J9

DEFENDER USA
60 Industrial
Parkway, Suite #Z64
Cheektowaga, NY
USA 14227

DO NOT RETURN THIS PRODUCT TO THE STORE!

Please contact Customer Support for assistance.

Product warranty information

We take quality very seriously. This is why all of our DEFENDER® products come with a one-year warranty from the original purchase date against defects in workmanship and materials. If you have warranty or support issues please contact us using any of the methods above.

NE RETOURNEZ PAS CE PRODUIT AU MAGASIN!

Veuillez contacter le soutien à la clientèle pour de l'aide.

Informations de la garantie du produit

Nous prenons la qualité très sérieusement. C'est pourquoi tous nos produits DEFENDER® ont une garantie d'un an à partir de la date originale d'achat contre les défauts de fabrication et de matériaux. Si vous avez des questions concernant la garantie ou le soutien, veuillez nous contacter en utilisant l'une des méthodes ci-haut.

NO DEVUELVA EL PRODUCTO A LA TIENDA!

Por favor, contacte Servicio al Cliente para en asistencia.

Información sobre la garantía del producto

La calidad es un asunto serio para nosotros. Por eso, ofrecemos nuestros productos DEFENDER® con un año de garantía a partir de la fecha original de compra por defectos de fabricación y de los materiales. Si usted tiene problemas con respecto a la garantía o al servicio, contáctenos a través usando uno de los métodos anteriores.



This device complies with part 15 of the FCC Rules. Operation is subject to the following two conditions: (1) This device may not cause harmful interference. (2) This device must accept any interference received, including interference that may cause undesired operation.

FCC WARNING

This equipment has been tested and found to comply with the limits for a Class B digital device, pursuant to Part 15 of the FCC Rules. These limits are designed to provide reasonable protection against harmful interference in a residential installation.

This equipment generates, uses and can radiate radio frequency energy and, if not installed and used in accordance with the instructions, may cause harmful interference to radio communications. However, there is no guarantee that interference will not occur in a particular installation. If this equipment does cause harmful interference to radio or television reception, which can be determined by turning the equipment off and on, the user is encouraged to try to correct the interference by one or more of the following measures:

- Reorient or relocate the receiving antenna.
- Increase the separation between the equipment and the receiver.
- Connect the equipment into an outlet different from that to which the receiver is connected.
- Consult the dealer or an experienced radio/TV technician for help.

IC STATEMENT / DÉCLARATION IC:

This Class B digital apparatus complies with ICES-003. / Cet appareil numérique de la classe B est conforme à la norme NMB-003 du Canada.

This device complies with Industry Canada licence-exempt RSS 210 standard(s). Operation is subject to the following two conditions: (1) this device may not cause interference, and (2) this device must accept any interference, including interference that may cause undesired operation of the device.

Le présent appareil est conforme aux CNR 210 d'Industrie Canada applicables aux appareils radio exempts de licence. L'exploitation est autorisée aux deux conditions suivantes : (1) l'appareil ne doit pas produire de brouillage, et (2) l'utilisateur de l'appareil doit accepter tout brouillage radioélectrique subi, même si le brouillage est susceptible d'en compromettre le fonctionnement.

Changes or modifications not expressly approved by the party responsible for compliance could void the user's authority to operate the equipment.

- For complete warranty information, please consult the manual at www.mylevana.com/downloads
- Pour les renseignements complets de la garantie, veuillez consulter le manuel à www.mylevana.com/downloads
- Para obtener información completa de la garantía, consulte el manual en www.mylevana.com/downloads
- Please retain your original receipt or a copy for warranty service
- Veuillez conserver votre reçu original ou une copie pour obtenir le service sous garantie
- Por favor, conserve el recibo original o una copia para el servicio de la garantía